

\*RoHS COMPLIANT



**BOURNS®**

**Features**

- Low torque
- Carbon element
- Plain or knurled shaft option
- Metal bushing
- Metal shaft
- Rear solder lugs
- Audio or linear taper options



- Variety of resistance values
- RoHS compliant\*

**PDB241-GTR Series - 24 mm Guitar Potentiometer**

**Electrical Characteristics**

Taper.....Audio, linear  
 Standard Resistance .....10K to 1M ohms  
 Standard Resistance Tolerance.....±20 %

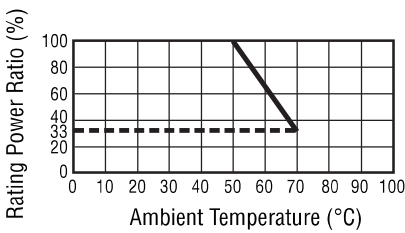
**Environmental Characteristics**

Operating Temperature .....-10 °C to +70 °C  
 Power Rating.....0.25 watt  
 Maximum Operating Voltage .....250 V  
 Rotational Noise .....150 mV max.

**Mechanical Characteristics**

Mechanical Angle .....300 ° ±5 °  
 Rotational Torque .....10 to 45 g-cm  
 Stop Strength.....8 kg-cm min.  
 Rotational Life.....15,000 cycles min.  
 Soldering Condition  
 Manual Soldering .....300 °C within 3 seconds  
 Wave Soldering .....260 °C within 3 seconds  
 Hardware.....Two flat washers and two mounting nuts supplied per potentiometer

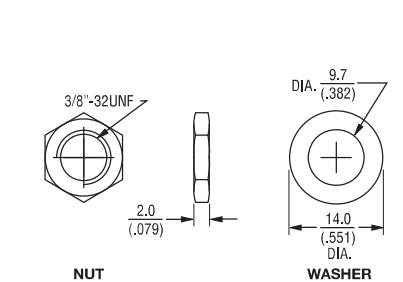
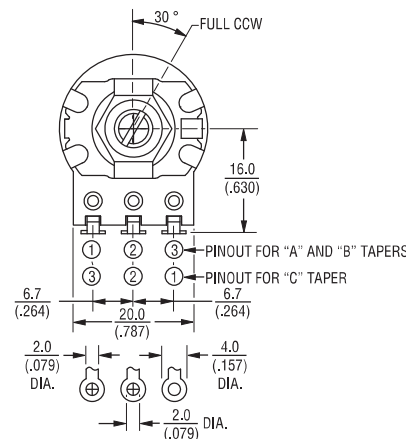
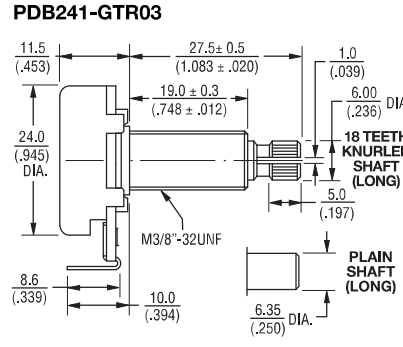
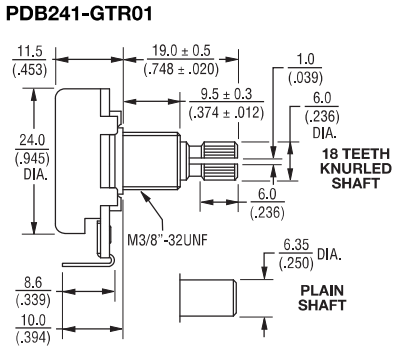
**Derating Curve**



**Standard Resistance Table**

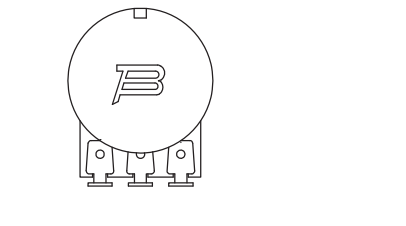
| Resistance (Ohms) | Resistance Code |
|-------------------|-----------------|
| 10,000            | 103             |
| 25,000            | 253             |
| 50,000            | 503             |
| 100,000           | 104             |
| 250,000           | 254             |
| 300,000           | 304             |
| 500,000           | 504             |
| 1,000,000         | 105             |

**Product Dimensions**

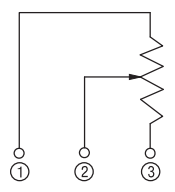


TOLERANCES:  
 UNDER 10.0 =  $\pm 0.3$  (0.394) ( $\pm 0.012$ )    10.0 ~ 100 =  $\pm 0.5$  (0.394 - 3.937) ( $\pm 0.020$ )

DIMENSIONS:  $\frac{\text{MM}}{\text{(INCHES)}}$



**Circuit**



**How To Order**

**PDB24 1 - GTR 01 - 504 A2**

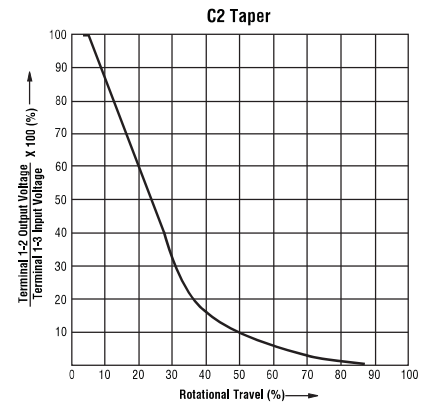
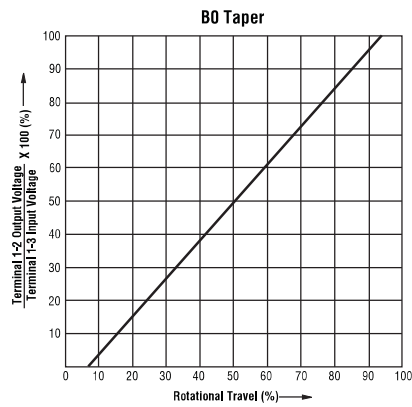
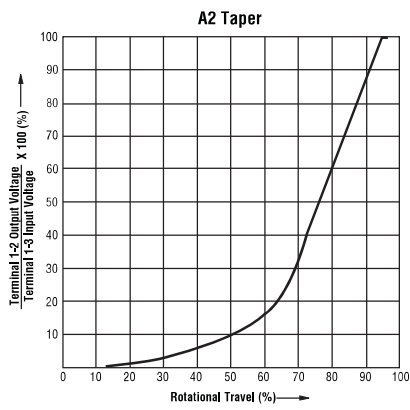
Model \_\_\_\_\_  
 Number of Units \_\_\_\_\_  
 1 = Single  
 Guitar Pot Designator \_\_\_\_\_  
 Configuration \_\_\_\_\_  
 1 = Knurled Shaft / Solder Lugs  
 2 = Plain Shaft / Solder Lugs  
 3 = Knurled Shaft (Long) / Solder Lugs  
 4 = Plain Shaft (Long) / Solder Lugs  
 Resistance Code (See Table) \_\_\_\_\_  
 Resistance Taper (See Taper Charts) \_\_\_\_\_

\*RoHS Directive 2002/95/EC Jan. 27, 2003 including annex and RoHS Recast 2011/65/EU June 8, 2011. Specifications are subject to change without notice. The device characteristics and parameters in this data sheet can and do vary in different applications and actual device performance may vary over time. Users should verify actual device performance in their specific applications.

# PDB241-GTR Series - 24 mm Guitar Potentiometer

**BOURNS®**

## Taper Charts



Other tapers available.

REV. 11/13

Specifications are subject to change without notice.  
The device characteristics and parameters in this data sheet can and do vary in different applications and actual device performance may vary over time.  
Users should verify actual device performance in their specific applications.